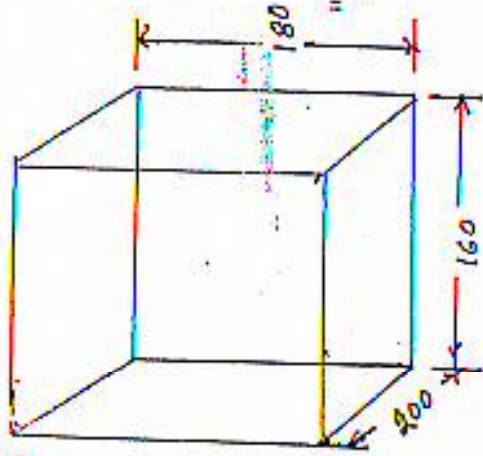


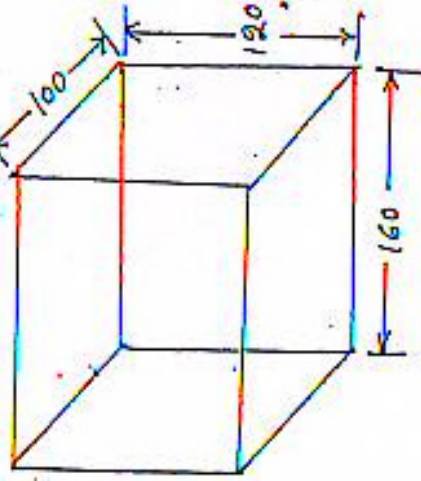
FOR FILTER & DRAIN VALVE [LY, HY & SIDE VALVE BOX]



"Drawing-(a)"

$90(L) \times 160(W) \times 180(H)$
Weight of box - 3.200 kg (Approx)
Thickness of sheet - 2 mm

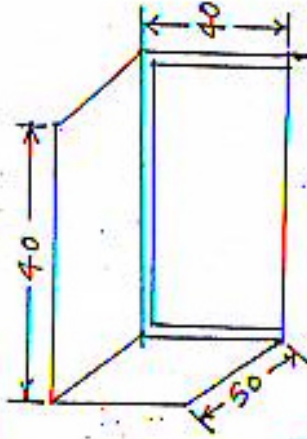
FOR CONSERVATOR DRAIN VALVE BOX



"Drawing-(b)"

$160(L) \times 100(W) \times 120(H)$ - 2 mm Thick
Weight of box - 1.460 kg (Approx)

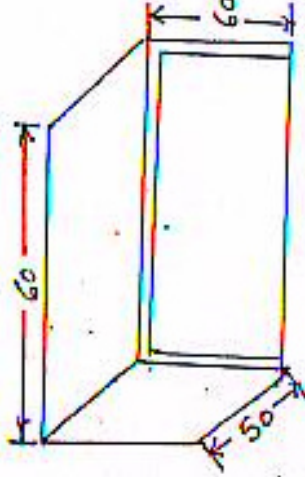
FOR RADIATOR DRAIN PLUG (BOTTOM)



"Drawing-(c)"

$40(L) \times 50(W) \times 40(H)$ - 2 mm Thick
Weight of Cap - 180 gm (Approx)

FOR CONSERVATOR CAP.



"Drawing-(d)"

$60(L) \times 50(W) \times 60(H)$
Weight of Cap - 180 gm (Approx)

A.

SS