



## RAJASTHAN RAJYA VIDYUT PRASARAN NIGAM LIMITED

(AN ISO 9001-2015 CERTIFIED COMPANY)

Corporate Identity Number (CIN): U40109RJ2000SGC016485

**OFFICE OF THE SUPERINTENDING ENGINEER (MIS&IT)**

Website: [energy.rajasthan.gov.in/rvpnl](http://energy.rajasthan.gov.in/rvpnl) Email: [se.mis@rvpn.co.in](mailto:se.mis@rvpn.co.in)

No. RVPN/SE/MIS&IT/XEN-I/AEN/F.71 (1819) (8)/D. 1411 Dated 07-02-2020

All RVPN  
SAP-ERP Users

Sub: - Regarding availability of SAP-ERP and BI portal through Disaster Recover (DR) site Ahmadabad.

It is to intimate that in order to ensure availability of SAP-ERP even during outage of data centre at Faridabad, a DC-DR Drill has been planned **w.e.f. 08<sup>th</sup> Feb 2020 0900 Hrs to 14<sup>th</sup> Feb 2020 1900 Hrs**. During the DC-DR drill, all the users shall access the SAP-ERP through Disaster Recover (DR) data centre located at Ahmedabad and again shift back to DC from DR on 15<sup>th</sup> Feb 2020 at 1800 Hrs.


During this period all the RVPN users are required to access the SAP-ERP application from DR Ahmadabad site by creating the connection on SAP Logon with the same user ID and password as per procedure detailed out in the attachment document **at Annexure-1**. Also the ESS portal can be accessed on <http://ess1.rvpn.co.in:50000/irj/portal> as per mentioned schedule.

In case of any problem following officers/official of IT wing may be contacted through mail by attaching the screen shot of the error:-

s. No.	Name	E-mail
1.	Sh. Anshu Jain, AEN	<a href="mailto:jain.anshu@rvpn.co.in">jain.anshu@rvpn.co.in</a>
2.	Smt. Himangini Sharma	<a href="mailto:sharma.himangini@rvpn.co.in">sharma.himangini@rvpn.co.in</a>
3.	Sh. Prashant Saxena, JEN	<a href="mailto:saxena.prashant@rvpn.co.in">saxena.prashant@rvpn.co.in</a>
4.	Sh. Manasvi Sharma, JEN	<a href="mailto:sharma.manasvi@rvpn.co.in">sharma.manasvi@rvpn.co.in</a>

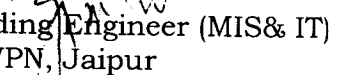
**Also during the shifting of users from DC to DR, SAP-ERP system will be down from 07<sup>th</sup> Feb 2020 1900 Hrs to 8<sup>th</sup> Feb 2020 0900 Hrs and again while shifting from DR to DC on 14<sup>th</sup> Feb 2020 1900 Hrs to 15<sup>th</sup> Feb 2020 1800 Hrs will not be available to all users for making any transactional entries or viewing any reports.**

Encl: **Annexure-1**


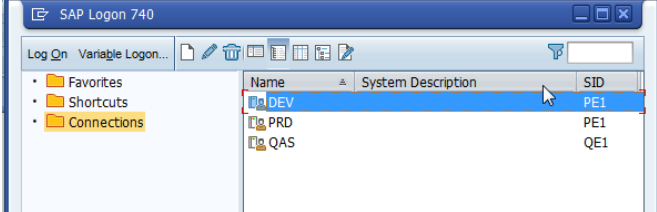

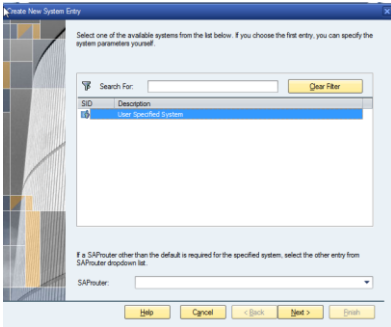
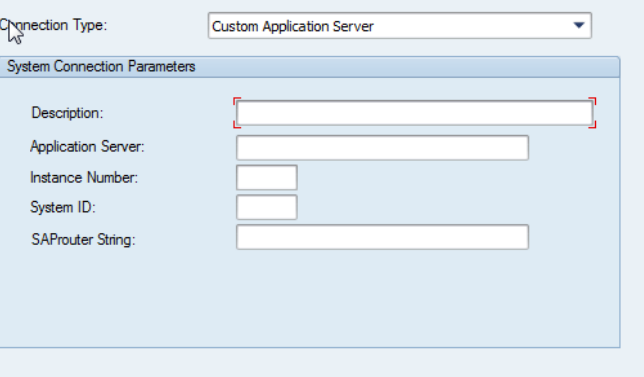
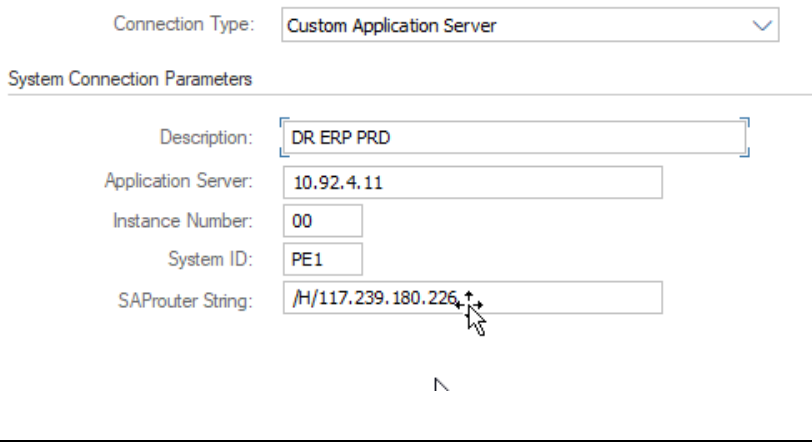
  
Superintending Engineer (MIS& IT)  
RVPN, Jaipur

Copy to the following for kind information and needful:-

1. Chief Engineer(IT), RVPN, Jaipur
2. TA to CMD, RVPN, Jaipur
3. TA/PS to Director(Tech./Fin.), RVPN, Jaipur
4. M/s Gemini Consulting and services Pvt. Ltd. /M/s SAP India with the directions to ensure availability of concerned consultant for attending any issue.

  
Superintending Engineer (MIS& IT)  
RVPN, Jaipur

**Steps To Add the DR Connection on SAP-GUI**

<p>Step 1:</p>	<p>Click on the SAP GUI Icon to open the SAP GUI</p>	
<p>Step 2:</p>	<p>The Screen will appear that will show the current connection</p>	
<p>Step 3:</p>	<p>Click on 'NEW ' Button to create a connection to connect the DR Site</p>	
<p>Step 4:</p>	<p>The window will open and display the standard settings click on Next to proceed</p>	
<p>Step 5:</p>	<p>A window will appear that will show the blank spaces to file the desired settings.</p>	
<p>Step 6:</p>	<p>Keep the connection type as 'Custom Application Server' and use below settings:          Description: DR PRD          Application Server: 10.92.4.11          Instance Number:00          System ID: PE1          SAProuter String:          /H/117.239.180.226</p>	
<p>Step 7:</p>	<p>Click On Finish.</p>	