



RAJASTHAN RAJYA VIDYUT PRASARAN NIGAM LIMITED  
 [Corporate Identity Number (CIN): U40109RJ2000SGCO16485]  
 Regd. Office: Vidyut Bhawan, Janpath, Jyoti Nagar, Jaipur-302005.  
 (An ISO 9001:2008 Certified Company)

OFFICE OF THE EXECUTIVE ENGINEER (T&C) SAWAI MADHOPUR-  
 Tele/ Fax:-07462-220489, E-Mail: - [xen.tnc.swm@rvpn.co.in](mailto:xen.tnc.swm@rvpn.co.in) Web site:[www.rvpn.co.in](http://www.rvpn.co.in)

No: RVPN/XEN/T&C/SWM /F. Construction /TN-06/16-17 /D. 625 Dated 21.03.2017

**TENDER SPECIFICATION BID NO: TN-06/2016-17)**

Sealed Tenders under BID No: TN-06/2016-17 are invited from experienced Bidders Owners for CONSTRUCTION WORK OF 132 KV INCOMING BAY , 33 KV BUSCOUPLER BAY& 33 KV AUX.BUS BAR AT 132 KV GSS MALPURA (Distt.-Tonk) under the O/o AEN (T&C), RVPN, Tonk as per our terms & condition:

**GENERAL DETAIL OF WORKS:**

A	NIT/BID No.	TN-06/2016-17)
B	Work Description	CONSTRUCTION WORK OF 132 KV INCOMING BAY , 33 KV BUSCOUPLER BAY& 33 KV AUX.BUS BAR AT 132 KV GSS MALPURA (Distt.-Tonk)
C	Cost of Tender Specification	Rs. 750 /- (Rupees Seven Hundred Fifty Only)
D	Bid Security/EMD	Rs. 3700 /- (Rupees Three Thousand Seven Hundred Only)
E	Estimated Cost	Rs. 183224.00/- (As per G-Schedule/BOQ)
F	Validity	120 days after the date of Tender Opening


**IMPORTANT DATES:**

S. No	Events	Date & Time	Location
(i)	Issue of Tender Specification, & Bid Security	Up to 06.04.17 (13.00 Hours)	Office of the XEN (T&C),RVPN Kherda, Sawai Madhopur (Raj.)
(ii)	Last date & time of submission of Bid	06.04.17 (14.00 Hours)	<u>As above</u>
(iii)	Opening of Bid	06.04.17 (16.00 Hours)	<u>As above</u>

  
 21.03.17  
 Executive Engineer (T&C)  
 RVPNL Sawai Madhopur

Copy of Tender/Enquiry Submitted/ forwarded to following for information and necessary action.

1. The ZCE (T&C), RVPN, Jaipur, E-Mail: [tender.zcetncjaipur@gmail.com](mailto:tender.zcetncjaipur@gmail.com), with the request to arrange uploading of NIT/Notification in web site of T&C Zone, Jaipur
2. The Superintending Engineer (T&C), RVPN, Sawai Madhopur
3. The Accounts Officer (T&C), RVPN, Sawai Madhopur.
4. The Assistant Engineer (T&C), RVPN, Tonk with reference to letter No. 495 Dated 15.03.2017.
5. Notice Board of the Office of XEN (T&C), RVPN, Sawai Madhopur.

  
 21.03.17  
 Executive Engineer (T&C)  
 RVPNL Sawai Madhopur

ANNEXURE – A(G-SCHEDULE OF WORKS ON WHICH RATES ARE REQUIRED TO BE QUOTED BY BIDDERS/CONTRACTORS)BID NO TN-06/2016-17BOQ FOR Construction of 1 nos. 132 KV bay 1 nos. 33 KV bay (G-SCHEDULE)

G-Schedule for quoting the Rates under BID NO TN-06/2016-17, CONSTRUCTION WORK OF 132 KV INCOMING BAY , 33 KV BUS COUPLER BAY& 33 KV AUX.BUS BAR AT 132 KV GSS MALPURA (Distt.-Tonk) under the O/o AEN (T&C),RVPN Tonk on Contract Basis, as per our terms & condition:


Code	Description	Estimated Amount( In Rs.)	Total Amount Quoted in Rs.	Remark.
1	CONSTRUCTION WORK OF 132 KV INCOMING BAY , 33 KV BUSCOUPLER BAY& 33 KV AUX.BUS BAR AT 132 KV GSS MALPURA (Distt.-Tonk)	183224.00		
	<b>Total</b>	183224.00		

Place:-

Date:-


I/We here by accept the above quoted rate

Authorized Signatory/ Contractor  
With name & Address

  
21.03.17  
Executive Engineer (T&C)  
RVPNL Sawai Madhopur


**COMMERCIAL TERMS & CONDITIONS FOR CONSTRUCTION WORK OF 132 KV INCOMING BAY , 33 KV BUSCOUPLER BAY& 33 KV AUX.BUS AT 132 KV GSS MALPURA.**

1. The work is to be carried out by contractor, Hence all precautionary measures shall be required to be taken at contractor end. The department shall not be responsible for any accident or miss happening.
2. All T & P labour, Crane /Truck for work etc. required shall be arranged at contractor level.
3. The work should be completed with in 90 days from the date of issue clearance ( H/O Layout) for the work by officer incharge.
4. The work will be carried out under the control and strict supervision of Assistant Engineer.-Incharge of the work.
5. 90% payment shall be arranged through A/c pay Cheque/RTGS by the A. O. (T&C) RVPNL, Sawai Madhopur after deduction of 2% Income Tax & 1% Labour Cess from your bill on receipt of bill duly verified by the Assistant Engineer –in-charge of the work and countersigned by the Executive Engineer (T&C) RVPNL, Sawai Madhopur. Balance 10% Payment will be released after 3 month from the satisfactory completion of the entire work.
6. **Presentation of bill:-** Bill of total work carried out shall be prepared in triplicate by the contractor and checked by the Assistant Engineer In-charge of the work and the same will be submitted to the Executive Engineer (T&C) RVPNL, Sawai Madhopur. The Executive Engineer (T&C) RVPNL, Sawai Madhopur shall forward the same to the Accounts Officer (T&C) RVPNL, Sawai Madhopur for payment after deducting taxes etc. as applicable at the time of releasing the payment.
7. In case any delay in completion of the work a penalty @ 1/2 % per week or part thereof subject to maximum 10% value of delayed/ unexecuted work shall be imposed and recovered from the contractors bill.
8. The quantity of work may be increased/ decreased as per actual site conditions/ requirement.
9. Proper work quality shall be ensured and checked by the Field Officers strictly as per specification of the 'G' Schedule etc. & record a certificate to this effect in the MB.
10. Contractor shall have to submit a certificate that your establishment cover under the Employees Provident Fund and Misc. Provision Act, 1952 and is having a separate code number with the Provident Fund Commissioner and also that the Provident Fund Contribution in respect of all the employees employed by you along with employer's share of contribution etc. is being deposited with the Provident Fund authorities and shall also submit charges in respect of all the employees engaged by you shall also submit charges in respect of all the employees engaged by you for the said work with RVPN along with details of the employees, their wages and the amount contribution as per RVPN CPF rules every month. In case of failure, RVPN shall be entitled to deduct 16% of the amount of your bill.  
In case you do not have separate code number from Regional Provident Fund Commissioner, you have to furnish to the Accounts Officer (T&C) RVPNL, Sawai Madhopur , the



details in the' prescribed performa signed by the concerned Executive Engineer/ Assistant Engineer with each bill.

- 11. **Dispute** : All disputes, difference, questions whatsoever arising between the Nigam and contractor upon or in relation to or in connection with the contract shall be decided to have arisen at Jaipur (Rajasthan) only and no courts other than courts in Jaipur shall have jurisdiction to entertain the same. In case of dispute between order placing authority and contractor the decision of the CE (T&C-Jpz) Jaipur will be final and binding on both parties.
- 12. **Idle labour charges** :- No other extra charges for idleration of labour will be borne extra by the RRVPNL.
- 13. **Accident**:-Any compensation payable for damages caused due to accident by contract vehicle/driver to any party/property/vehicle/driver shall be borne by the contractor. The department will not be responsible for any kind of the accident due to any reason.
- 14. The acceptance of the order should be conveyed to the in-charge of the work within a period of 7 days after receipt of the order, failing which it shall be presumed that terms and conditions incorporated in the order are acceptable to the contractor.

  
 21.03.17  
 (S. R. Jangid)

Above Terms & Conditions are accepted

Executive Engineer T&C)  
RVPNL Sawai Madhopur

Name of Firm / Contractor \_\_\_\_\_

Address \_\_\_\_\_

Phone Number / Fax Number \_\_\_\_\_

TIN / CST /RST Number \_\_\_\_\_

Name of Contact Person \_\_\_\_\_

Contact Number / Mobile \_\_\_\_\_

Date \_\_\_\_\_

Place \_\_\_\_\_

Authorized Signatory  
(with Name and Stamp of  
the Contractor/Bidder)

**(G-SCHEDULE FOR CONSTRUCTION WORK OF 132 KV INCOMING BAY , 33 KV BUSCOUPLER BAY& 33 KV  
AUX.BUS AT 132 KV GSS MALPURA based on RVPN BSR for R&M work of EHV Line & GSS - 2011)**

Code	DESCRIPTION	UNIT	QTY	RATE	AMOUNT
<b>1</b>	<b>EARTH MESH WORK</b>				
	<b>132 KV &amp; 33 KV SIDE</b>				
<b>A-</b>	Laying of earth mesh with 25mm/28mm dia M.S Rod at a depth of 0.80 meter from top level of foundations, including excavation of trench of required depth and backfilling of the same, transportation of M.S Rods from site store to locations, welding of M.S Rod to M.S Rod along the length, at crossings and with earth electrodes as per drawing, application of bitumen compound and covering with bitumen impregnated tape on all welding joints, for the type of soil prevalent at 0.80 mete below top level of foundations (M.S Rod of above size & M.S flat as required shall be made available by RVPN). (a) In case electricity is made available by RVPN without charges				
	(ii) Hard soil/Murram/Black cotton soil	Meters	400	19	7600
<b>B-I</b>	Laying of earthing risers of 50x6mm/50x10mm/50x12mm size M.S Flat at a depth of 0.80 meters from top level of foundations, including excavation of trench of required depth and backfilling of the same, transportation of M.S Flat from site store to locations, preparation of risers bending as per requirement ( after heating if necessary), fixing on and welding / bolting to equipment/ structure and peaks of structures, laying in the trench, welding to the earth mesh of M.S Rods as per drawing, including welding of extra length of M.S Flat of required, application of bitumen compound and covering with bitumen impregnated tape on all welded joints, painting of all surface of risers above ground level with red oxide and green paint, for the type of soil prevalent at 0.80 meter below top level of foundations ( M.S Rod of above sizes & M.S Flat as required shall be made available by RVPN) (a) In case electricity is made available by RVPN without charges				
	(ii) Hard soil/Murram/Black cotton soil	Meters	400	21	8400
<b>C-I</b>	Placing / Driving of earth electrodes of 25/28mm dia M.S Rod of length 3.30meters (approx) to a depth of 3.80 meters from the top level of foundations, including excavation of pit as required and back filling of the same, transportation of M.S Rod from site store to locations , cutting of M.S Rod to desired length preparation of one end as spike if necessary, welding of earth electrode to earth mesh of M.S Rod as per drawing , application of bitumen compound and covering with bitumen impregnated tape on all welded joints, for the type of soil prevalent at 3.80 meters below top level of foundations (M.S Rod of above size & M.s Flat as required shall be made available by RVPN ) (a) In case electricity is made available by RVPN without charges				
	(ii) Hard soil/Murram/Black cotton soil	Nos	6	250	1500

*SR*

	and equipemtn structures ( excluding Circuit Breakers and Capacitors Banks ) of all types including transportation of structure members nuts & bolts, washers etc from site store to locations , their assembly, placing on foundation, fixing of template, with foundation bolts as required, levelling and preparing for grouting as required but excluding grouting, erection after grouting and tightening & punching of nuts & bolts. ( Maximum height of structures upto 20 meters.				
<b>3</b>	<b>BUS - BAR WORK</b>				
<b>A</b>	STRINGING OF 220 KV , 132 KV, 33 KV & 11KV Bus Bar of ACSR conductor, including transportation of counductor, disc insulators and tension hardware from site stores to location, laying and cutting required length of conductor, cleaning and assembly of disc of disc insulators as required along with fitting of bolted type or compression type tension hardware as made available fitting of bolted type or compression type tension hardware as made available ( compression machine shall be provided by RVPN on rent free basis ) making up at one end, stringing of conductors between the beams with specified sag and tension, also equalizing sag and fitting spacers and spacer T-clamps for twin conductor for three phases of conductors in each bus section.				
	i) Single ACSR Panther	section	3	875	2625
<b>B</b>	JUMPERS OF ACSR conductor ( 3 nos Y type ) between bus to equipment or between equipment to equipment or between bus to bus, including transportation of conductor, disc insulatros and hardware from site stiores to locations, cleaning and assembly of disc insulators as required along with fitting of suspension hardware and erection as required, cutting required length of conductor, making connections,fixing of spacers & spacer T clamps as required tightening of clamps / connectors, dressing etc for three phases				
	i) Single ACSR Zebra / Panther Conductor	Set	75	250	18750
<b>4</b>	STRINGING OF Earth wire ( suze 7/3.15mm or 7/4.00mm ), including transportation of eathwire, tension hardwares, etc from site store to locations lasying and cutting required length of earthwire, fitting of bolted type or compression type hardware as made available ( compression machine shall be provided by RVPN on rent free basis), making up at one end stringing of earthware between structure peaks with specified sag and tension, jumpering and connecting earth bonds for single earthwire.	Each	6	219	1314
<b>5</b>	<b>ERECTION OF SUB-STATION EQUIPMENTS</b>				
<b>B</b>	Erection of C.T / P.T /CVT/ Series Reactor / RVT / NCT with clamps & connectors on already erected steel structure including transportation from site stores to locations, fabrication of base frme, fixing of terminal connectors, tightening of nuts & bolts etc complete in all respect.				
	i) 132KV CT/PT/CVT	Nos	6	1063	6378
	ii) 33KV CT/PT/CVT	Nos	3	400.00	1200

8

D	Erection of Isolators on already, erected steel structures including transportation of base frame, P.I's contacts mechanism box clamps & connectors etc from site store to locations minor fabrication as required and fixing of terminal connectors etc adjustment / alignment of isolator and its earth blade, if provided for their smooth operation and final adjustment if required after jumpering.				
	i) 132 KV				
	a) Without Earth Blade	Nos	2	1950	3900
	b) With Single Earth Blade	Nos	1	2288	2288
	ii) 33 KV				
	a) Without Earth Blade	Nos	9	688.00	6192
g	Erection of 220 KV or 132 KV Circuit Breakers, including transportation of equipment, structure members, nuts & bolts, clamps & connectors, accessories etc. from site store to location, assembly of support structure, their placing on foundation, levelling and preparing for grouting as required, but excluding grouting, assembly / placing of support columns / poles, mechanism box / control cubicle, and other accessories as per manufacturer's drawings, fitting of SF 6 gas pipeline, fabrication of air / oil pipeline as required, electrical wiring from pole to control cubicle, fixing of terminal connectors as required, but excluding commissioning of CB, for all types of operating mechanism, as required.				
	(i) 132 KV	Nos.	1	11438	11438
	(ii) 33 KV	Nos.	1	5563.00	5563
6	Erection of control & Relay Panels complete in all respect including transportation from site store to control room placing on foundation / cable trench as per layout, interconnection between Control & Relay panels and with existing panels, fixing of side/ top covers and doors earthing to existing earth strip in control room connection of bus wiring to existing panel and between control & relay panel as required.				
	ii) Duplex Panel	Nos	1	950.00	950
7	Erection of Marshalling Kiosk/ Line Matching Unit (LMU) / Line Matching & Distribution Unit (LMDU) complete in all respect including transportation from site store to location, placing on foundation / cable trench as per layout preparing for grouting of foundation bolts but excluding grouting etc.				
	i) 132 KV Marshalling kiosk	Nos	1	281.00	281
	ii) 33 KV Marshalling kiosk	Nos	1	144.00	144
10	<b>LAYING AND TERMINATION OF CABLES</b>				
A	Control Cables				
	i) Laying of PVC insulated unarmoured / armoured control cables of 1.1 KV grade with copper conductor in cable trenches as per specification as required, including transportation of cable drums from site them on cable racks / cable trays / cable batten & dressing including removing and re-fixing trench covers as required making necessary connection testing cable marking on both the terminating ends etc. as required for all sizes from 2cx2.5 sq mm to 20cx2.5 sqmm, 4cx6sq mm.				

a) Unarmoured control cable	Mtrs.	3000	4.00	12000
ii) Fixing of control cables in position with single compression nicked plated brass cable glands confirming to IS: 12943 & having three metal washers and one rubber ring. Including preparation of cable and drilling of corresponding holes in gland plates,				
a) 19 mm unarmoured control cable	Nos	62	33	2046
c) 25 mm unarmoured control cable	Nos	26	50.00	1300
e) 32 mm unarmoured control cable	Nos	22	72.00	1584
iii) Termination of wires of cables with copper conductor using copper terminal ends ( pin or ring type as required of Dowell's or equivalent make as approved by the Engineer- In-Charge ) duly crimpede with crimping tool including making wire ends ready f or crimping ferulling & dressing of wire etc. as required including cost of terminal ends for all wires for each cable at both ends for cable at both ends of the following size				
b) 3 x 2.5 sqmm	Each	20	24	480
c) 4 x 2.5 sqmm	Each	36	32	1152
h) 12 x 2.5 sqmm	Each	10	96	960
In case all the wires of any cable are not got terminated then a deduction at the rate of Rs. 3.00 shall be made for each end of the wires not terminated.				
i) 4 x 4.0 sqmm	Each	18	43.00	774
In case all the wires of any cable are not got terminated then a deduction at the rate of Rs. 4.00 shall be made for each end of the wires not terminated.				
<b>Total</b>				<b>114515.00</b>
<b>Above 60% as per CLRC</b>				<b>68709.00</b>
<b>G.Total</b>				<b>183224.00</b>

Say :- Rs One Lac Eighty Three Thousand Two Hundred Twenty Four Only

Authorized Signatory/ Contractor  
With name & Address

1  
  
21.03.17  
Executive Engineer (T&C)  
RVPNL Sawai Madhopur