



RAJASTHAN RAJYA VIDYUT PRASARAN NIGAM LIMITED
[Corporate Identity Number (CIN): U40109RJ2000SGCO16485] Registered
Office: Vidyut Bhawan, Janpath, Jyoti Nagar, Jaipur-302005. (An ISO 9001:2008 Certified Company)
OFFICE OF THE EXECUTIVE ENGINEER (T&C)
NEAR RVPN REST HOUSE, PUR ROAD, BHILWARA-311001
Tele:-01482-240145, E-Mail: - xen.tnc.bhl@rvpn.co.in, Web site: www.rvpn.co.in

No: RVPN/XEN/T&C/RVPN/BHL /2016-17 /F. Const work Bays/D. 343 Dated 16 / 12 / 2016

M/S _____

LIMITED ENQUIRY TENDER UNDER THIS OFFICE TN- 02 -/2016-17 NOTICE INVITING BIDS (NIB)

Limited Enquiry Tenders/NIB under this office TN No - 02 -/2016-17, are invited for Work of Erection of Galvajnized Steel Structure, Laying of Earth-mesh, Erection of equipment, Bus-Bar, Jumpers & Cable laying work etc. at 132 KV GSS Raila (Bhilwara) for 01 No. 132 KV Bay for 132/25 KV TSS of Railway. on Labor rate Contract, as per our specification:

S.	Particulars of works	Estimated Cost	Tender Cost	EMD	Last Date for submission of Bid.
1	Work of Erection of Galvanized Steel Structure, Laying of Earth mesh, Erection of equipment, Bus-Bar, Jumpers & Cable laying work etc. at 132 KV GSS Raila (Bhilwara) for 01 No. 132 KV Bay for 132/25 KV TSS of Railway.	Rs 152000/-	Nil	3040/-	23 . 12.16

Filled in /completed Tenders/Bids are invited and shall be accepted latest by up to 2.00 PM of dated 23.12.16 and receipted Tenders shall be opened on same day i.e. dated 23.12.2016 at 3.00 PM

1. We have read carefully all terms & conditions/ instructions of the tender specification and accepted the same, as enclosed with this NIT.
2. Rates will remain valid up to the completion of work.
3. Other terms & conditions are enclosed. Encl: - Annexure —A & (G-Schedule)

Executive Engineer (T&C)
RRVPNL., Bhilwara.

Copy submitted/forwarded to the following for information and na

1. The Superintending Engineer (T&C), RVPN, Bhilwara
2. The Accounts officer (T&C), RVPN, Bhilwara
3. The FM (T&C) RRVPNL., Ajmer through Email to upload NIT on website of Nigam
4. Notice Board

Executive Engineer (T&C)
RRVPNL., Bhilwara.

Tenders are invited and shall be accepted latest by 2.00 PM on dated 23 .12.2016 for the above NIT which shall be opened on same day dated 23 .12.2016 at 3.00 PM

Name of Firm/Bidder.

Address

Phone Number / Fax Number

TIN / CST/RST Number

Name of Contact Person

Contact Number / Mobile

Date / ___ / ___

Place _____



**TERMS & CONDITIONS OF THE TENDER SPECIFICATIONS OF LIMITED ENQUIRY
TENDER FOR ERECTION WORK OF 01 No. 132 KV Bay for 132/25 KV TSS of Railway
AT 132 KV GSS RAILA (BHILWARA) ON LABOR RATE CONTACT, UNDER LIMITED
ENQUIRY TENDER NO TN- 02/2016-17**

- 01 **PRICES:-** Three price shown of above in schedule of work and rates are on RVPNL BSR-2011 & the contractor should be advised to quote the rates including all taxes as applicable.
- 02 **SECURITY DEPOSIT:-** You will have to furnish the Security Deposit @ 2% of the Contract Value in cash or By Bank Draft after placing of work Order.
- 03 **TERMS OF PAYMENT:-** The Payment or running payment if required any on the basis of the Bill duly verified by the in charge of the work and counter signed by the Executive Engineer (T&C) RRVPL., Bhilwara for the work completed, shall be arrange by the AO (T&C) RRVPL., Bhilwara through RTGS/NEFT for quick and safe transfer of fund.
- 04 **QUANTITIES :-** The quantity given in the G Schedule are only provisional and can vary depending on the Side Condition. The payment shall be paid on the basis of various terms of actual quantity of the work done at unit rate given in the cause of schedule of work and prices the actual work can be increased/decreased as per side requirement with maximum increase of 20%
- 05 **COMPLITION TIME:-** you shall have to complete the work on order within a period of Two Months for which layout has to be given by the Assistant Engineer (T&C) RVPNL., Bhilwara.
- 06 **PANALTY:-** Work completion period /Time of Contract, is the essence of Contract , if you fail to complete the work on order within the stipulated period, the Nigam shall charge penalty @0.50% (Half Percentage) of the cost of unexecuted portion of the work pe3r week or part their of subject to the maximum 10% of the total value of the unexecuted portion of the work contract, however no penalty will be imposed, if the delay is due to the obligation of the purchaser not being fulfilled in time.
- 07 **CONTRACT AGREEMENT:-** The Contractor shall also require to execute a contract agreement on non Judicial stamp paper worth Rs. 500/- duly signed accepted and Notarized.
- 08 **INCHARGE - OF WORK:-** The work shall be carried out under the supervision of the Assistant Engineer (T&C) RVPNL., Bhilwara under the control of Executive Engineer (T&C) RVPNL., Bhilwara.
- 09 **EXTENSION IN COMPLITION PERIOD:-** Any delay due to stoppage of work by the Nigam will be compensated by way of extension of the completion date.
- 10 **DISTRIBUTION OF MATERIAL:-** Material shall be delivered at the work site from the store of Assistant Engineer (T&C) RVPNL., Bhilwara & Site Store.
- 11 **ELECTRICITY RULES:-** You shall carryout all the works in accordance with revised and latest provision under Indian Electricity Act and rules made their under.
- 12 **WASTAGES:-** The contractor shall have to make every effort to minimize the brakeage, losses & wastage of GSS Material etc, supplied free of cost by the Nigam for the construction of the GSS.

The maximum celling for the wastage permitted is as under:-

S.NO.	NAME OF ITEM	% WASTAGE PERMITTED (MAX.)
1.	Conductor & Earth Wire	1%
2.	Insulator	1%
3.	Bolt & Nuts	No extra Bolts and Nuts shall be supplied 2%
4.	Hard Ware & Accessories	1%
5.	M.S. Flat / M.S. Road	1%

The Contractor shall maintained & submit the account of actual wastage with the MAS Account, in case the wastage are more than the permitted quantities then the contractor shall have to compensate to the Nigam for excess wastage by the double the issue rate of the material

13. **SCOPE OF THE WORK:-** This contract covers erection and construction work of 33 KV Bay , which include , all activities as mentioned in G Scheduled of work and G Schedule / Coated Rates, the quantum of work involved as per enclosed G Schedule of work(Copy of detailed G Scheduled enclosed).

14. **ERECTION INSURANCE:-** The contractor shall take suitable storage come erection Insurance policy for subject work materials, at his own cost. The Estimated cost of Project/ Material for the insurance purpose shall be intimated by the Engineer in charge of the work. The Insurance policy should be submitted to this office i.e. Executive Engineer (T&C) RVPNL., Bhilwara for its acceptance.

15. **RESPONSIBILITIES:-** In case of any fetal/non fetal Accident occurred during the execution of the work all responsibilities will be borne by the contractor & RVPNL, will not take any responsibilities legal/ financial.

16. **QUALIFICATION:-** The contractor have to registered in "E Category" in RVPNL.


**Executive Engineer (T&C)
RRVPL., Bhilwara.**

I AGREE TO DO THE ABOVE WORKS ON _____% ABOVE / BELOW ON "G-SCHEDULE AMOUNT BASED ON 2011 BSR

(SIGNATURE OF THE CONTRACTOR)

**'G' Schedule of Const. of 01 No. 132 KV Bay at 132 KV GSS Raila for
132/25 KV TSS of Railway**

Name of Office: AEN- I (T&C) RVPN BHILWARA


Name of Work: Erection of Galvanized steel structure, Laying of earthmesh, Erection of equipment, Bus Bar, Jumpers & Cable laying work etc at 132 KV GSS Raila (Bhilwara) for 01 No. 132 KV Bay for 132/25 KV TSS of Railway

Reference: Basic Schedule of Rates for Erection Works at 220 & 132 KV GSS - 2011


Sl. No. of BSR	PARTICULARS OF WORK	UNIT	QTY.	RATE	AMOUNT in Rs.
1	EARTH MESH WORK				
	Laying earth mesh with 25mm./ 28mm dia M.S. rod at a depth of 0.80 metre from top level of foundations, including excavation of trench of required depth and backfilling of the same, transportation of M.S. Rod from site store to location, welding of M.S. Rod to M.S. Rod along the length, at crossings and with earth electrodes as per drawing, application of bitumen impregnated tape on all welded joints, for the type of soil prevalent at 0.80 metre below top level of foundations (M.S. Rod of above sizes & M.S. Flat as required shall be made available by RVPN)				
	(a) In case electricity is made available by RVPN without charges				
	i) Normal dry soil	Metres	250	18	4500
	ii) Hard soil / Murrum / Black cotton soil	Metres	350	19	6650
B-1	Laying of earthing risers of 50x6 mm /50x10/ 50x12 mm size M.S. Flat at a depth of 0.80 metre from top level of foundation, including excavation of trench of required depth and back filling of the same, transportation of M.S. Flat from site store to locations, preparation of risers, bending as per requirement (after heating if necessary) , fixing on and welding / bolting / to equipment / structure and hooks of structures laying in the trench welding to the earth mesh of M.S. Rod as per drawing, including welding of extra length of M.S. Flat if required , application of bitumen compound and covering with bitumen impregnated tape on all welded joints, painting of all surfaces of risers above ground level with red oxide and green paint for the type of soil prevalent at 0.80 metre below top level of foundations (M.S. Rod of above sizes & M.S. Flat as required shall be made available by RVPN)				
	(a) In case electricity is made available by RVPN without charges				
	i) Normal dry soil	Metres	300	20	6000
	ii) Hard soil / Murrum / Black cotton soil	Metres	450	21	9450
C-1	Placing / Driving of earth electrode of 25 / 28mm dia. M.S. Rod of length 3.30 meters (approx) to a depth of 3.80 meters from the top level of foundations, including excavation of pit as required and back filling of the same transportation of M.S. Rod from site store to locations cutting of M.S. Rod to desired length preparation of one end as spike if necessary, welding of earth electrode to earth mesh of M.S. Rod as per drawing application of bitumen compound and covering with bitumen impregnated tape on all welded joints, for the type of soil prevalent at 3.80 metres below top level of foundation (M.S. Rod of above sizes & M.S. Flat as required shall be made available by RVPN)				
	(a) In case electricity is made available by RVPN without charges				
	i) Soft rock	Nos.	10	400	4000
2	ERECTION OF SUB-STATION STEEL STRUCTURES columns, beams, lighting mast and equipment structures (excluding Circuit Breakers and Capacitor Banks) of all types including transportation of structure member nuts & bolts, Washers, etc. from site store to locations, their assembly, placing on foundation, fixing of complete, with foundation bolts as required levelling and preparing for grouting as required , but excluding grouting, erection after grouting and tightening & punching of nuts & bolts (Maximum height of structures up to 20 meters)	MT	15	1744	26160
	C/F				56760



Executive Engineer (T&C)
RRVNL Bhilwara


Assistant Engineer-I (T&C)
RVPNL, BHILWARA


Junior Engineer (T&C)
RVPNL, BHILWARA

		B/F			
3	BUS- BAR WORK				56760
A	STRINGING of 220 KV, 132 KV, 33 KV & 11 KV Bus Bar of ACSR conductor, including transportation of conductor, disc insulators and tension hardware from site stores to location, laying and cutting required length of conductor. Cleaning and assembly of disc insulators as required along with fitting of bolted type or compression type tension hardware as made available (compression machine shall be provided by RVPN on rent free basis) . Making up at one end, stringing of conductors between the beams with specified sag and tension, also equalizing sag and fitting spacers and spacers T-clamps for twin conductor, for three phases of conductors in each bus-section.				
7	i) Single ACSR Panther	section	2	875	1750
8	ii) Single ACSR Zebra	section	1	1019	1019
B	JUMPERS OF ACSR conductor (3 nos. Y- type) between bus to equipment or between equipment to equipment or between bus to bus, including transportation of conductor, disc insulators and hardware from site stores to locations, cleaning and assembly of disc insulators as required along with fitting of suspension hardware and erection as required, cutting required length of conductor, making connections, fixing of spacers & spacer T- clamps as required, tightening of clamps/ connectors, dressing, etc., for three phases.				
9	i) Single ACSR Zebra/ panther conductor	Set	20	250	5000
4	STRINGING of Earth wire (size 7/ 3.15mm or 7/ 4.00mm), including transportation of earthwire, tension hardwares, etc., from site store to locations, laying and cutting required length of earthwire fitting of bolted type or compression type hardware as made available (compression machine shall be provided by RVPN on rent free basis) making up at one end, stringing of earthwire between structure peaks with specified sag and tension jumpering and connecting earth bonds. For single earthwire.	Each	10	219	2190
10	ERECTION OF SUB-STATION EQUIPMENTS				
B	Erection of Current Transformer /Potential Transformer / Capacitive voltage Transformer/ Series Reactor / Residual Voltage Transformer / Neutral Current Transformer with clamps & connectors on already erected steel structure including transportation from site store to locations. Fabrication of base frame, fixing of terminal connectors, tightening of nuts & bolts etc., complete in all respects.				
	ii) 132 KV CT/PT/CVT	Nos.	8	1063	8504
C	Erection of lightning Arrestor on already erected steel structure including transportation of lightning arrestor , clamps & connectors surge counter etc. from site store to locations. fabrication of base frame, fixing of terminal connectors, surge counter, tightening of nuts & bolts etc., complete in all respects.				
12	i) 132 KV	Nos.	2	1069	2138
D	Erection of Isolators on already erected steel structure including transportation of base frame P. I. "s. contacts. Mechanism box, clamps & connectors etc. from site store to locations. minor fabrication as required and fixing of terminal connectors etc., adjustment / alignment of isolator and its earth blade. If provided, for their smooth operation and final adjustment if required after jumpering.				
	ii) 132 KV				
13	a) Without Earth Blade	Nos.	2	1950	3900
14	b) With Single Earth Blade	Nos.	1	2288	2288
		C/F			83549



Executive Engineer (T&C)
 RRVPNL Bhilwara



Assistant Engineer-I (T&C)
 RVPNL, BHILWARA



Junior Engineer (T&C)
 RVPNL, BHILWARA

		B/F				83549
G		Erection of 220 KV or 132 KV Circuit Breakers, including transportation of equipment, structure members. Nuts & bolts, Clamps & connectors accessories etc from site store to location assembly of support structure their placing on foundation leveling and preparing for grouting as required but excluding grouting assembly/ placing of support columns / poles. Mechanism box / control cubicle, and other accessories as per manufacturers drawings fitting of SF 6 gas pipeline fabrication of air / oil pipeline as required, electrical wiring from pole to control cubicle fixing of terminal connectors as required, but excluding commissioning of CB, for all types of operating mechanism, as required				
15	(ii) 132 KV		Nos.	1	11438	11438
6		Erection of Control & Relay Panels complete in all respects including transportation from site store to control room, placing on foundation / cable trench as per layout, interconnection between control & relay panels and with existing panels, fixing of side / top covers and doors earthing to existing earth strip in control room, connection of bus wiring to existing panels and between control and relay panel. As required.				
16	ii) Duplex panel		Nos.	1	950	950
7		Erection of Marshalling Kiosk /Line Matching Unit (LMU) / Line Matching & Distribution Unit (LMDU) complete in all respect including transportation from site store to location, placing on foundation / cable trench as per layout, preparing for grouting of foundation bolts but excluding grouting etc.				
17	ii) 220 KV or 132 KV marshalling Kiosk		Nos.	2	281	562
10		LAYING AND TERMINATION OF CABLES				
A		Control Cables				
		i) Laying of P.V.C. insulated unarmoured/ armoured control cables of 1.1 KV grade with copper conductor in cable trenches as per specification as required, including transportation of cable drums from site store to location laying in cable trenches, cutting to required length, placing them on cable/ racks/ cable trays/ & dressing. Including removing and re-fixing trench covers as required making necessary connections, testing, cable marking on both the terminating ends. etc. as required for all sizes from 2c x 2.5 sq. mm. to 20c x 2.5sq. mm. 4c x 4sq. mm. and 4c x 6sq. mm.				
18	a) unarmoured control cable.		Mtrs	4000	4	16000
	ii) fixing of control cables in position with single compression nickel plated brass cable glands conforming to IS: 12943 & having three metal washers and one rubber ring, including preparation of cable and drilling of corresponding holes in gland plates, etc. as required, & including cost of cable gland for each cable gland of size					
19	a) 19 mm unarmoured control cable		Nos.	50	33	1650
20	c) 25 mm unarmoured control cable		Nos.	15	50	750
	iii) Termination of wires of cables with copper conductor using copper terminal ends (pin or ring type as required of Dowells or equivalent make as approved by the Engineer-in charge) duly crimped with crimping tool, including making wire ends ready for crimping, ferruling & dressing of wires, etc. as required, including cost of terminal ends for all wires for each cable at both ends for cables of the following sizes					
21	c) 4c x 2.5 sq. mm		Each	15	32	480
22	f) 12c x 2.5 sq. mm		Each	10	96	960
	in case all the wires of any cable are not got terminated then a deduction at the rate of Rs. 3.00 shall be made for each end of the wires not terminated.					
23	i) 4c x 4.0 sq. mm		Each	15	43	645
	in case all the wires of any cable are not got terminated then a deduction at the rate of Rs. 4.00 shall be made for each end of the wires not terminated.					
TOTAL						116984

(Rs. One Lakh Sixteen Thousand Nine Hundred & Eighty Four Only)


Executive Engineer (T&C)
RRVNL Bhitwara


Assistant Engineer-I (T&C)
RVPNL, BHILWARA


Junior Engineer (T&C)
RVPNL, BHILWARA