



RAJASTHAN RAJYA VIDHYUT PRASARAN NIGAM LIMITED

Corporate Identity Number(CIN):U40109RJ2000SGC016485

Reg office: Vidyut Bhawan, Janpath, Jyoti Nagar ,Jaipur-302005

OFFICE OF THE SUPERINTENDING ENGINEER (T&C)RAMGARH, JAISALMER


NO.RVPN/SE/(T&C)/RAMGARH/S.PUR/F. /TN.(01/2016-17)/D.188 DATE:- 09/01/2017

TENDER INVITING NOTICE (01/2016-17)

Sealed Tenders are invited under circle for erection of 220kV shunt Reactor (Capacity 24.85MVA) along-with Jumpering, LA, PI, and C&R panel with wiring etc. at 220kV GSS, RVPN, Ramgarh, Jaisalmer.

Copy of the Tender Specification with H' Schedule can be obtained from the office of the under signed by remitting the cost of specification (not-refundable) as above in cash or crossed demand draft in favour of the Accounts officers (T&C) RVPN, Ramgarh, Jaisalmer. The Tenders will be received up to 02:30 pm on the date of specified in Tender and will be opened on the same day at 03:00 pm in the presence of the tenderers who choose to be present purchase of specification is essential for tenderers for submission of tenders.

Details of Tender Cost, earnest money and date of opening can be also be seen on website www.rvpn.co.in or also taken from this office.


09/01/17
✓SUPERINTENDING ENGINEER (T&C)
RVPN, RAMGARH, JAISALMER

SECTION I

SECTION-II

SECTION-III

Dated: 09/01/17

ISSUED TO:-



RAJASTHAN RAJYA VIDHYUT PRASARAN NIGAM LIMITED

Corporate Identity Number(CIN):U40109RJ2000SGC016485

Reg office: Vidhyut Bhawan, Janpath, Jyoti Nagar, Jaipur-302005

OFFICE OF THE SUPERINTENDING ENGINEER (T&C)RAMGARH, JAISALMER

NO.RVPN/SE/(T&C)/RAMGARH/S.PUR/F. /TN.01(2016-17) DATE: 09/01/2017

TENDER SPECIFICATION (01/2016-17)

Name of Work	:- Erection of 220kV shunt Reactor (Capacity 24.85MVAR) along with Jumpering, LA, PI, and C&R panel with wiring etc. at 220kV GSS, RVPN, Ramgarh, Jaisalmer.
Description of Work	:- As per 'H' Schedule
Cost of Work	:- Rs.129697/-
NIT No. & Date	:- 01/2016-17 & 09/01/2017
Date of Opening	:- 20/01/2017 at 03:00 PM
Tender Cost	:- Rs. 150/-
Estimated Cost of Work	:- Rs. 129697/-
Prices	:- Prices are excluding all type levied taxes & insurance charges & service tax etc.
Earnest Money	:- Rs. 2794/-
Completion Period	:- 30 days from issue of work order
Validity of Tender	:- 120 days from the date of tender

This Tender Specification consists of following Sections

SECTION-I	:- Instruction to Tenderers
SECTION-II	:- General condition of contract
SECTION-III	:- 'H' Schedule (Rates Should be filled-up by the Tenderer)

✓ SUPERINTENDING ENGINEER (T&C)
RVPN, RAMGARH, JAISALMER

Tender cost Rs-.....Deposited vide C.R. No.-.....Dated-.....

ISSUED TO:-

RAJASTHAN RAJYA VIDYUT PRASARAN NIGAM LIMITED

ISO 9001-2008 Certified Company

OFFICE OF THE ASSISTANT ENGINEER-I (T&C), RAMGARH, (JAISALMER)

H' SCHEDULE

Name of Work:- Erection of 220kV Shunt Reactor (24.85 MVAR) alongwith Jumpering, LA, PI, & C&R Panel with Wiring etc. At 220kV GSS, RVPN, RAMGARH, JAISALMER

COD E NO	DESCRIPTION	UNIT	RATE in Rs.	QTY	AMOUNT in Rs.
1	2	3	4	5	6
1	<u>EARTH MESH WORK</u>				
A-2	Laying of earth mesh with 40 mm dia, M.S. Rod at depth of 0.80 meter from top level of foundation including, excavation of trench of required depth and back filling of the same transportation of M.s Rod from site store to location, welding of M.S Rod to M.S.Road along the length at crossing and with earth electrode as per drawing application of bitumen compound and covering with bitumen impregnated tape on all welded joints, for the type of soil prevalent at 0.80metre below top level of foundation(M.S Rod of above sizes & M.S Flat required shall be made available by RVPN.				
	a)In case electricity is made available by RVPN without charges				
	i)Normal dry soil	Meter	36	0	
	ii)Hard soil/Murram/Black cotton Soil	Meter	36	200	7200
	iii)Soft Rock	Meter	53	0	
	iv)Hard Rock(with blasting)	Meter	64	0	
	v)Hard Rock(blasting prohibited)	Meter	78	0	
	b)In case diesel generator is arranged by contractor at his awn cost .				
	i) Normal dry soil	Meter	47	0	
	ii)Hard soil/Murram/Black cotton Soil	Meter	47	0	
	iii)Soft Rock	Meter	63	0	
	iv)Hard Rock(with blasting)	Meter	76	0	
	v)Hard Rock(with prohibited)	Meter	88	0	
B-1	Laying of eathing risers of 50x6mm/50x10mm/50x12mm size M.S Flat at a depth of 0.80 meter from top level of foundation ,including excavation of trench of required depth and black filling of the same ,transportation of M.S Flat from site store to location preparation of risers ,bending as per requirement (after heating if necessary), fixing on and welding /bolting to equipment /structure and peaks of structures, laying in the trench, welding to the earth mesh of M.S. Road as per drawing including welding of extra length, if required ,application of bitumen compound and covering with bitumen impregnated tape on all welded joints ,painting of all surface of risers above ground level with red oxide and green paint for the type of soil prevalent at 0.80 & meter below top level of foundation (M.S pod of above sizes &M.S flat as required shall be made available by RVPN				
	a)In case electricity is made available by RVPN without charges				





	i)Normal dry soil	Meter	20	0	
	ii)Hard soil/Murram/Black cotton Soil	Meter	21	200	4200
	iii)Soft Rock	Meter	29	0	
	iv)Hard Rock(with blasting)	Meter	44	0	
	v)Hard Rock(blasting prohibited)	Meter	49	0	
	b)In case diesel generator is arranged by contractor at his own cost .				
	i) Normal dry soil	Meter	29	0	
	ii)Hard soil/Murram/Black cotton Soil	Meter	30	0	
	iii)Soft Rock	Meter	38	0	
	iv)Hard Rock(with blasting)	Meter	53	0	
	v)Hard Rock(blasting prohibited)	Meter	58	0	
C-2	placing drawing of earth electrode of 40 mm dia M.S. Rod of length 3.30 metre(app.) to a depth of 3.80 from top level of foundation including, excavation of pit of required depth and back filling of the same transportation of M.s Rod from site store to location,cutting of M.S Rod to desired length preparation of one end as spike if necessary, welding of earth electrode to earth mesh of M.S.Rod as per drawing application of bitumen compound and covering with bitumen impregnated tape on all welded joints, for the type of soil prevalent.at 3.80metre below top level foundation(M.S Rod of above sizes & M.S Flat required shall be made available by RVPN.				
	a)In case electricity is made available by RVPN without charges				
	i)Normal dry soil	Nos.	246	0	
	ii)Hard soil/Murram/Black cotton Soil	Nos.	379	6	2274
	iii)Soft Rock	Nos.	701	0	
	iv)Hard Rock(with blasting)	Nos.	936	0	
	v)Hard Rock(blasting prohibited)	Nos	1197	0	
	b)In case diesel generator is arranged by contractor at his own cost .				
	i) Normal dry soil	Nos.	330	0	
	ii)Hard soil/Murram/Black cotton Soil	Nos.	462	0	
	iii)Soft Rock	Nos.	783	0	
	iv)Hard Rock(with blasting)	Nos.	1019	0	
	v)Hard Rock(blasting prohibited)	Nos.	1280	0	
2	ERECTION OF SUB-STATION STRUCTURES columns, beams ,lighting mast and equipment structure (excluding circuit breaker and Capacitor bank) of all types including transportation of structure members, nuts & bolts, washers etc from site store to location their assembly, placing on foundation, fixing of template, with foundation bolts as required leveling and preparing for grouting as required but excluding grouting erection after grouting and tightening & punching of nuts &bolts (maximum length of structures up to 20 Mtrs.)	MT	1744	1.43	2493.92
3	BUS- BAR WORK				

B	JUMPERS OF ACSR CONDUCTOR (3NOS Y- Type) between bus to equipment or between equipment to equipment or between bus to bus, including transportation of conductor ,disc insulators and hardware from site store to location ,cleaning and assembly of disc insulator as required, along with fitting of suspension hardware and erection as required cutting required length of conductor making connection ,fixing of spacers & spacer T- Clamps as required ,tightening of clamps/ conductors, dressing etc, for three phases.				
	i) Single ACSR Zebra/Panther Conductor	Set	250	1	250
	ii)Double ACSR Zebra Conductor	Set	500	0	
5	ERECTION OF SUB-STATION EQUIPMENT :				
C	Erection of lightening Arrestor on already erected steel structure including transportation of lightening arrestor ,clamps & connectors surge counter etc. from site store to location fabrication of base frame fixing of terminal connectors ,surge counter, tightening of nuts and bolts etc. complete in all respect.				
	i) 220KV	Nos	1500	3	4500
	ii) 132KV	Nos	1069	0	
	iii) 33KV&11KV	Nos	238	0	
I	Erection of Post Insulators on already erected structure including transportation of P.I's nuts &Bolts ,clamps & Connectors etc. from site store to location ,fabrication of base frame & assembly if required, fixing of clamps ,etc.				
	i)220KV	Nos	663	5	3315
	ii)132KV	Nos	500	0	
	iii)33KV or 11KV	Nos	56	0	
K	Erection of 220KV Class Shunt Reactor (already placed on foundation with wheels), including transportation of accessories from site store to location ,erection of HV,IV,LV & Neutral bushing, erection of cooler bank with associated pipe line,radiators, fans, pumps, main & OLTC conservators, equalizing pipe line marshaling kiosk, etc. as per manufacturer's drawing ,preparation of oil, oil filling dehydration of Shunt reactor Along with cooler bank (filter machine, oil tank & operating staff shall be provided by RVPN), electrical wiring from individual equipment, e. g, Buchholz relay ,MOLG, OSR, fans,Pumps Bushing CT's etc to marshaling kiosk ,etc. but excluding testing & commissioning of shunt reactor. (Rates are taken from BSR-2011 for shunt reactor instead of transformer).				
	a) If electricity is available & arranged by RVPN without charges	Nos	96625	1	96625
	b) If electricity is not available & the Contractor is required to arrange diesel generator of appropriate capacity.	Nos	394750	0	
6	Erection of Control & Relay panel complete in all respect, including transportation from site store to control room , placing on foundation /cable trench as per layout, interconnection between control & relay panel and with existing panel fixing of site /top covers and doors earthing to existing earth strip in control room, connection of bus wiring to existing panel and between control and relay panel as required.				
	i)2X2Duplex Panel	Nos	1894	1	1894
	ii)Duplex panel	Nos	950	0	
	iii)Simplex panel, Dc panel, RTCC panel, PLCC panel, etc	Nos	475	0	
	iv) L.T Panel	Nos	1306	0	

Handwritten signature

Handwritten signature

7	Erection of Marshalling Kiosk/Line Matching Unit (LMU)/Line matching & distribution Unit (LMDU) complete in all respect including transportation from site store to location , placing on foundation/ cable trench as per layout, preparing for grouting of foundation bolts but excluding grouting etc.				
	i)220KV/132KV Marshalling Kiosk	Nos	281	1	281
	ii)33KV /11KV Marshalling Kiosk	Nos	144	0	
	iii)PLCC,LMU/LMDU	Nos	325	0	
10	LAYING AND TERMINATION OF CABLES:				
A	Control Cable:				
	i)Laying of P.V.C insulated unarmoured / armoured control cable of 1.1KV grade with copper conductor in cable trenches as per specification as required, including transportation of cable drums from site store to locations ,laying in cable trenches, cutting to required length, placing them on cable racks/cable trays /cable batten & dressing ,including removing and re-fixing trench covers as required making necessary connections, testing, cable marking on both the terminating ends, etc. as required for all sizes from 2cx2.5 sq.mm to 20cx2.5sq.mm and 4cx4sq.mm.and 4cx6sq mm.				
	a)Unarmoured control cable	Meter	4	1200	4800
	b)Armoured control cable	Meter	4.4	0	
	ii) Fixing of control cable in position with single compression nickel plated brass cable glands conforming to IS :12943 &having three metal washers and one rubber ring, including preparation of cable and drilling of corresponding holes in gland plates etc. as required,& including cost of cable glands, for each cable gland of size.				
	a)19mm unarmoured control cable	Nos	33	4	132
	b)19mm armoured control cable	Nos	37	0	
	c)25mm unarmoured control cable	Nos	50	8	400
	d)25mm armoured control cable	Nos	55	0	
	e)32mm unarmoured control cable	Nos	72	4	288
	f)32mm armoured control cable	Nos	80	0	
	iii) Termination of wires of cables with copper conductor using copper terminal ends (pin or ring type) as required of Dowell's or equivalent make as approved by the Engineer -in- charge duly crimped with crimping tool, including making wire ends ready for crimping , ferruling & dressing of wires etc. as required, including cost of terminal ends for all wires, for each cable at both ends for cables of the following sizes.				
	a)2x2.5mm	Each	16	0	
	b)3x2.5mm	Each	24	0	
	c)4x2.5mm	Each	32	4	128
	d)6x2.5mm	Each	48	0	
	e)10x2.5mm	Each	80	0	
	f)12x2.5mm	Each	96	0	
	g)16x2.5mm	Each	127	0	
	h)18x2.5mm	Each	143	4	572
	In case all the wires of any cable are not got terminated, then a deduction at the rate Rs 4.00 shall be made for each end of wires not terminated.				

Handwritten signature

Handwritten signature


i)4x4mm	Each	43	8	344
j)6x4mm	Each	64	0	
k)4x6mm	Each	43	0	
l)6x6mm	Each	64	0	
In case all the wires of any cable are not got terminated, then a deduction at the rate Rs 5.00 shall be made for each end of wires not terminated.				


G. Total

Rs.= 129696.92

Say Rs.= 129697

In words:- One Lac Twenty Nine Thousand Six Hundred Ninety Seven Rupees Only


Executive Engineer (T&C)
RVPN, Ramgarh (Jaisalmer)


Assistant Engineer-I (T&C)
RVPN, Ramgarh (Jaisalmer)